

START 1

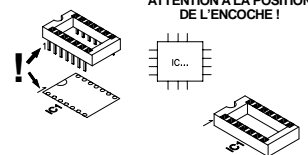
Resistor - Weerstand - Résistance - Widerstand - Resistencia - Motstand - Vastus - Resistenze

- ◇ R1 ... R6 : 82 (Grey, Red, Black) - (Grijs, Rood, Zwart) - (Gris, Rouge, Noir) - (Grau, Rot, Schwarz) - (Grå, Röd, Svart) - (Harmaa, Punainen, Musta) - (Gris, Rojo, Negro) - (Cinzento, Encarnado, Preto) - (Grigio, Rosso, Nero)
- ◇ R7, R8 : 47K (Yellow, Purple, Orange) - (Geel, Paars, Oranje) - (Jaune, Violet, Orange) - (Gelb, Violet, Orange) - (Gul, Lila, Orange) - (Keltainen, Purppura, Oranssi) - (Amarillo, Morado, Naranja) - (Amarelo, Violeta, Laranja) - (Giallo, Viola, Aranciato)



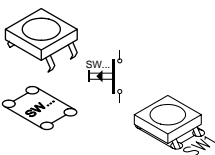
2 IC SOCKET

WATCH THE POSITION OF THE NOTCH!
ATTENTION A LA POSITION DE L'ENCOCHE!



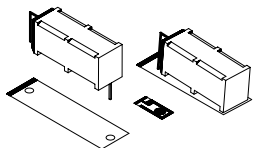
◇ IC1 : 14p

3 PUSH BUTTON



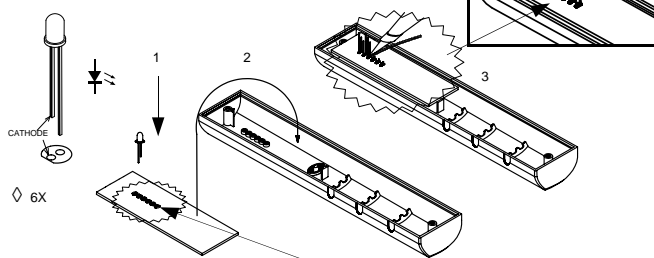
◇ SW1 : KRS1243

4 ROLLBALL SWITCH



◇ SW2 : MERS3

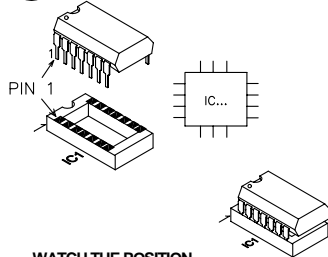
5 LED'S



◇ 6X

Watch the polarity!
Attention à la polarité!

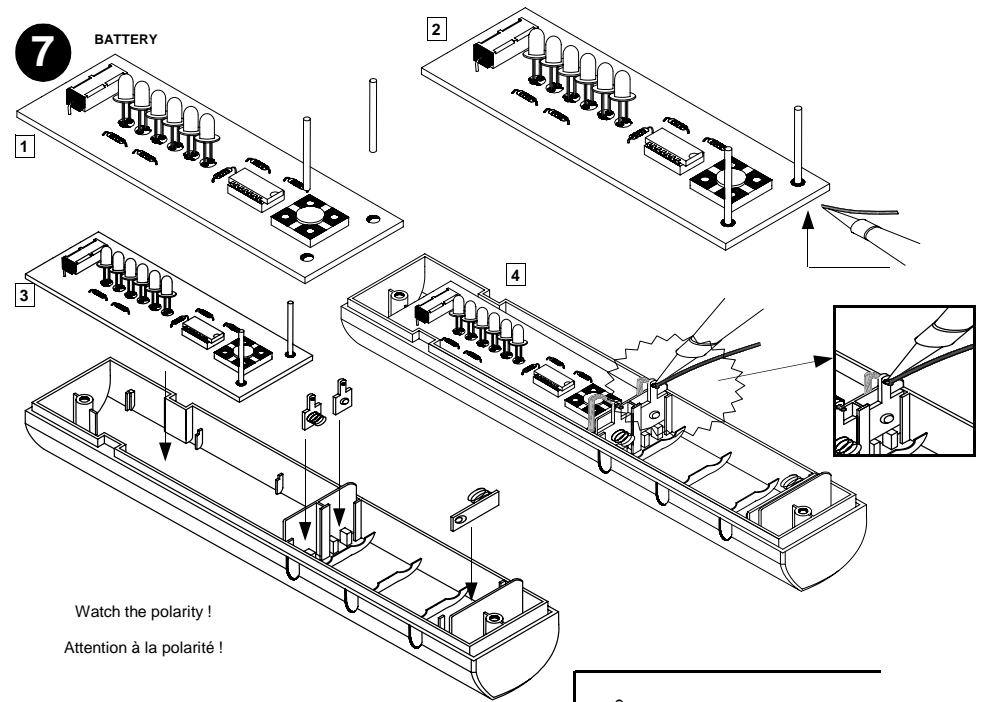
6 IC



WATCH THE POSITION OF THE NOTCH!
ATTENTION A LA POSITION DE L'ENCOCHE!

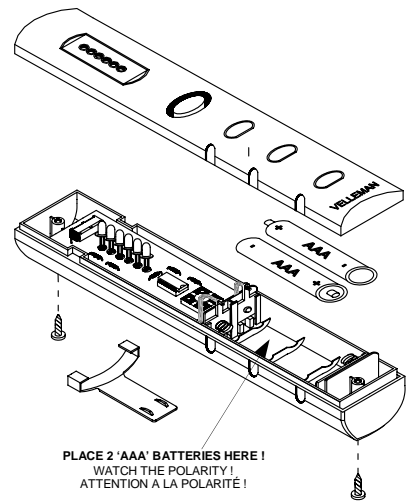
◇ IC1 : PIC16C505-20

7 BATTERY



Watch the polarity!
Attention à la polarité!

8 FINAL ASSEMBLY



PLACE 2 'AAA' BATTERIES HERE!
WATCH THE POLARITY!
ATTENTION A LA POLARITÉ!

