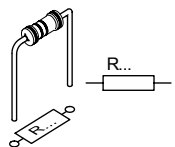


START 1



Resistor - Weerstand - Résistance - Widerstand - Resistencia - Motstand - Vastus - Resistenze

◇ R1 ... R7 : 560

(Green, Blue, Brown) - (Groen, Blauw, Bruin) - (Vert, Bleu, Brun) - (Grün, Blau, Braun) - (Grön, Blå, Brun) - (Vihreä, Sininen, Ruskea) - (Marrón, Azul, Marrón) - (Verde, Azul, Castanho) - (Verde, Blu, Marrone)

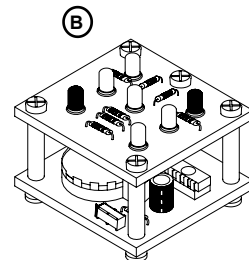
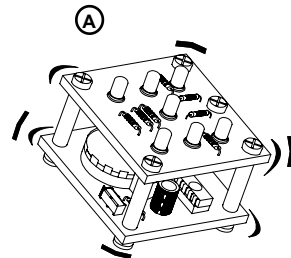
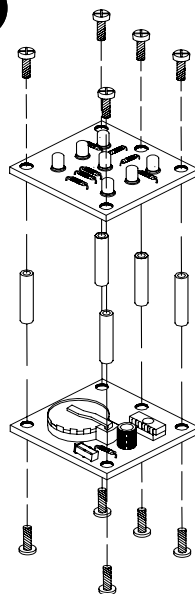
◇ R8 : 1M

(Brown, Black, Green) - (Bruin, Zwart, Groen) - (Brun, Noir, Vert) - (Braun, Schwarz, Grün.) - (Brun, Svart, Grön) - (Ruskea, Musta, Vihreä) - (Marrón, Negro, Verde) - (Castanho, Preto, Verde) - (Marrone, Nero, Verde)



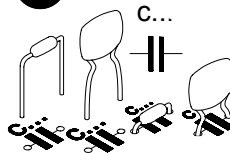
9

FINAL ASSEMBLY



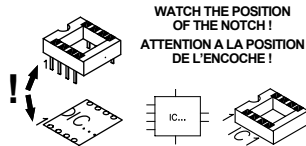
MK150 (rev.1)

2 CAPACITOR



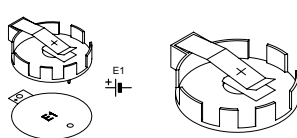
◇ C1 : 100nF

3 IC SOCKET



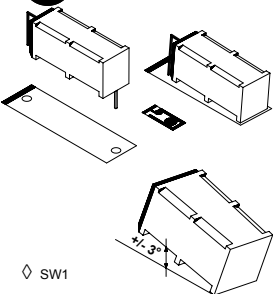
◇ IC1 : 8p

4 BATTERY



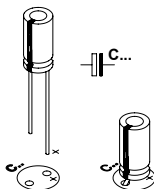
◇ E1 : CR2032

5 SWITCH



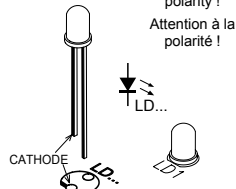
◇ SW1

6 ELECTROLYTIC CAPACITORS



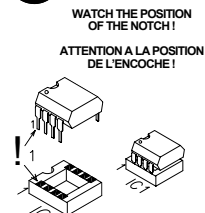
◇ C2 : 10µF

7 LED'S



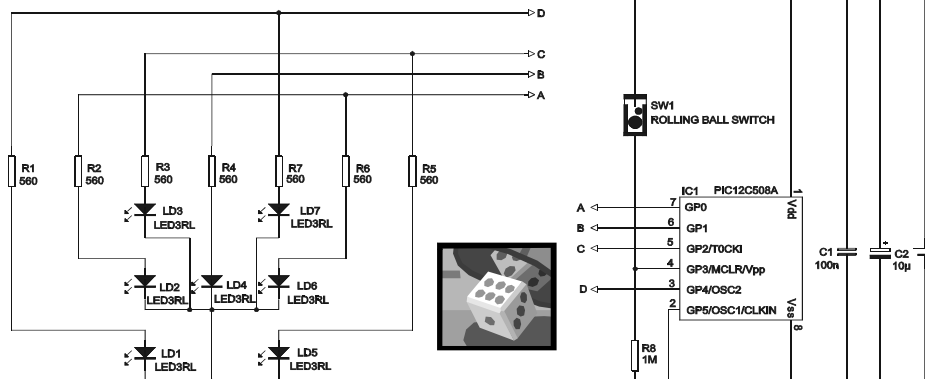
◇ LD1 ... LD7 : 3mm (red)

8 IC



◇ IC1 : PIC12C508A

SCHEMATIC DIAGRAM



LITHIUM CELL
3V CR2032