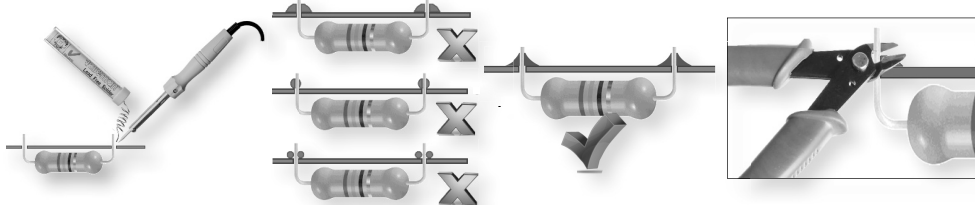



Soldering - Solderen - Soudage - Löten - Soldadura - Lötning - Juottaminen - Saldatura - Solda



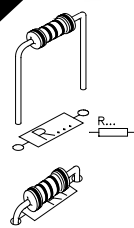
Component side - Componentzijde - Côte composants - Bauteileseite - Lado de los componentes



**1**

Resistor - Weerstand - Résistance - Widerstand - Resistencia - Motstand - Vastus - Resistenze

- ◇ R1...R3 : 10K (Brown, Black, Orange) - (Bruin, Zwart, Oranje) - (Brun, noir, Orange) - (Braun, Schwarz, Orange) - (Brun, Svart, Orange) - (Ruskea, Musta, Oranssi) - (Marrón, Negro, Naranjado) - (Castanho, Preto, Laranja) - (Marrone, Nero, Aranciato)
- ◇ R4, R5 : 1K (Brown, Black, Red) - (Bruin, Zwart, Rood) - (Brun, Noir, Rouge) - (Braun, Schwarz, Rot) - (Brun, Svart, Röd) - (Ruskea, Musta, Punainen) - (Marrón, Negro, Rojo) - (Castanho, Preto, Encarnado) - (Marrone, Nero, Rosso)
- ◇ R6 : 4M7 (Yellow, Purple, Green) - (Geel, Paars, Groen) - (Jaune, Violet, Vert) - (Gelb, Violet, Grün) - (Gul, Lila, Grön) - (Keltainen, Purppura, Vihreä) - (Amarillo, Morado, Verde) - (Amarelo, Violeta, Verde) - (Giallo, Viola, Verde)
- ◇ R7 : 22ohm (Red, Red, Black) - (Rood, Rood, zwart) - (Rouge, Rouge, noir) - (Rot, Rot, Schwarz) - (Röd, Röd, Svart) - (Punainen, Punainen, Musta) - (Rojo, Rojo, Negro) - (Encarnado, Encarnado, Preto) - (Rosso, Rosso, Nero)

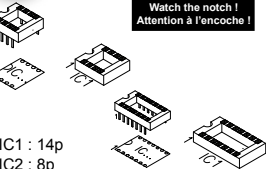
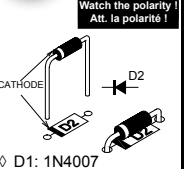
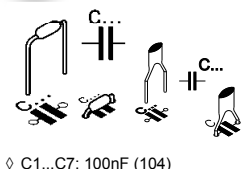
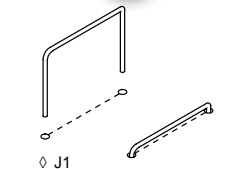


**2** Jumper

**3** Ceramic capacitors

**4** Diode

**5** IC-Sockets



**6** Array resistor

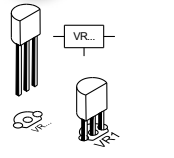
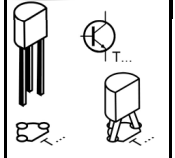
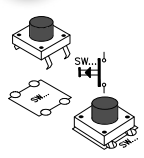
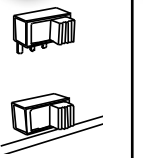

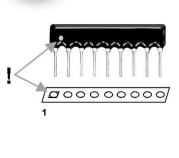
**7** LED

**8** Switch

**9** Push-buttons

**10** Transistor

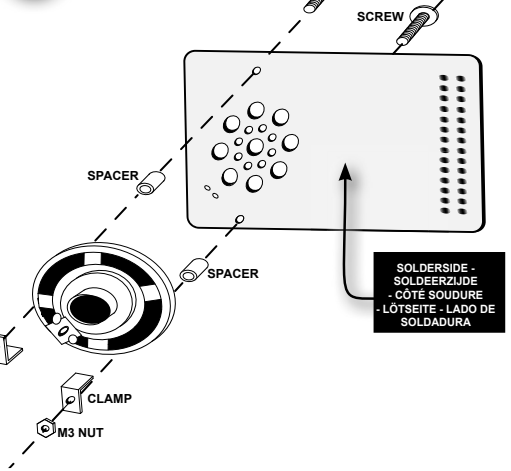
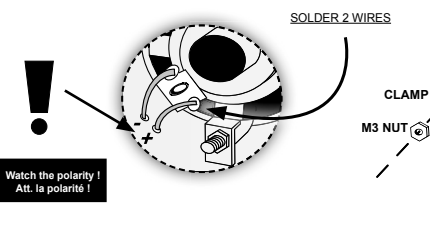
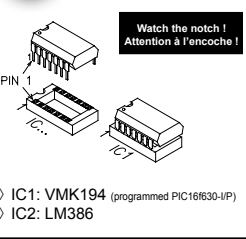
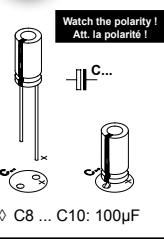
**11** Voltage regulator



**12** Electrolytic capacitors

**13** IC

**14** Speaker



**15** Battery holder + battery snap

**16** FM-tuner + Antenna

